




- Key
-  Proposed Turbine Locations
 -  Residential Receptors

Shading illustrates areas expected to receive >0 hours shadow flicker per year, based on conservative worst case modelling scenario



Scale at A3: 1:28,000

© Crown Copyright. All rights reserved. Licence number AL100001776.



Lorg Wind Farm
EIA Report

Figure 8.1
Shadow Flicker

November 2022

