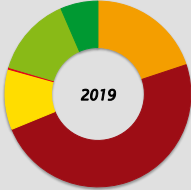
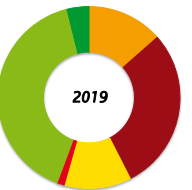
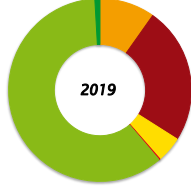
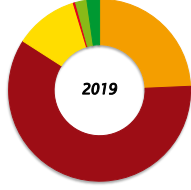


Electricity labelling of RWE Supply & Trading GmbH for delivery in 2019 pursuant to § 42 Energy Industry Act

<p>Total delivery of energy of the RWE Supply & Trading GmbH</p>  <ul style="list-style-type: none"> 19,9% 48,9% 10,5% 0,3% 13,9% 6,5% 	<p>product mix</p>  <ul style="list-style-type: none"> 0,0% 0,0% 18,5% 0,0% 13,9% 67,6% 	<p>in comparison the production of energy in germany</p>  <ul style="list-style-type: none"> 13,5% 29,0% 11,9% 1,3% 40,4% 3,9%
<p>Environmental impacts</p> <p>nuclear waste: 0,0005 g/kWh</p> <p>CO₂-Emissions: 537 g/kWh</p> <p>source: RWE Supply & Trading GmbH</p>	<p>Environmental impacts</p> <p>nuclear waste: 0,0000 g/kWh</p> <p>CO₂-Emissions: 64 g/kWh</p> <p>source: RWE Supply & Trading GmbH</p>	<p>Environmental impacts</p> <p>nuclear waste: 0,0004 g/kWh</p> <p>CO₂-Emissions: 352 g/kWh</p> <p>source: BDEW</p>
<p>■ nuclear power ■ coal ■ natural gas ■ fossil from other energy sources ■ renewable energy, funded by the Renewable Energies Act surcharge ■ other renewable energy</p>		
<p>residual mix delivery to companies without any special arrangement of balance referred to §§ 63-69 EEG</p>  <ul style="list-style-type: none"> 9,8% 24,2% 4,6% 0,2% 60,3% 0,9% 	<p>residual mix delivery to companies with any special arrangement of balance referred to §§ 63-69 EEG</p>  <ul style="list-style-type: none"> 24,3% 59,8% 11,2% 0,4% 2,0% 2,2% 	
<p>Environmental impacts</p> <p>nuclear waste: 0,0003 g/kWh</p> <p>CO₂-Emissions: 263 g/kWh</p> <p>source: RWE Supply & Trading GmbH</p>	<p>Environmental impacts</p> <p>nuclear waste: 0,0007 g/kWh</p> <p>CO₂-Emissions: 651 g/kWh</p> <p>source: RWE Supply & Trading GmbH</p>	